


Por.	Bib	Name	Year	Club	Nation	1. Run #	2. run #	Time	Gab
------	-----	------	------	------	--------	----------	----------	------	-----

Women


Hobby

1.	8	ANTUSEKOVÁ Adela	2008	SK Olymp Slovakia		1:28,83	8.	1:19,18	8.	2:48,01
----	---	------------------	------	-------------------	---	---------	----	---------	----	----------------

Junior


1.	9	ANDREJKO Aleksandra	2009	Wksn Swit Wroclaw		0:55,08	3.	0:53,96	3.	1:49,04
2.	1	NIEDERHAUSER Celina	2006	GC St.Gallen		0:55,25	4.	0:55,35	4.	1:50,60 + 0:01,56
3.	4	KURTANICH Kamila	2000	Ukrainian Deaf Sport Federation		0:59,40	5.	1:00,54	5.	1:59,94 + 0:10,90
4.	3	MOROZIUK Khrystyna	2007	Ukrainian Deaf Sport Federation		1:01,92	6.	1:04,02	6.	2:05,94 + 0:16,90
5.	7	SAK Yuliia	2004	Ukrainian Deaf Sport Federation		1:13,92	7.	1:15,02	7.	2:28,94 + 0:39,90

Senior

1.	5	KÖCK Melissa	1997	GSK NÖ-Wien		0:47,47	1.	0:47,52	1.	1:34,99
2.	6	KÖTTL Johanna	1998	GSK NÖ-Wien		0:51,50	2.	0:51,30	2.	1:42,80 + 0:07,81




Odstúpili

Junior


	2	SCHUTZBACH Nele	2007	GSV Freiburg		0:51,00		DNF		DNF
--	---	-----------------	------	--------------	---	---------	--	-----	--	------------

Men


Hobby

1.	19	JAKUB Raska	2007	SKN Brno		0:59,52	6.	0:58,72	7.	1:58,24
2.	11	KRISTOF Tomas	1981	Karate Willo		1:10,72	9.	1:12,34	9.	2:23,06 + 0:24,82
3.	25	MATOVCIK Marek	2008	Climberg sport team		1:37,68	10.	1:24,02	10.	3:01,70 + 1:03,46






Junior

1.	10	ABRAMCHUK Mykhailo	2007	Ukrainian Deaf Sport Federation		0:47,91	3.	0:48,89	4.	1:36,80
----	----	--------------------	------	---------------------------------	---	---------	----	---------	----	----------------

Master


1.	13	MATOVCIK Julius	1977	Climberg sport team		1:04,99	8.	1:04,20	8.	2:09,19
----	----	-----------------	------	---------------------	---	---------	----	---------	----	----------------

Senior

1.	14	HARTIG Jiri	1998	SK Skivelo N.Olomouc		0:41,82	1.	0:42,29	1.	1:24,11
2.	23	LUKASZYK Bruno	2000	Wksn Swit Wroclaw		0:45,30	2.	0:43,58	2.	1:28,88 + 0:04,77
3.	22	REHLE Marco	2001	GSV Freiburg		0:48,60	4.	0:47,16	3.	1:35,76 + 0:11,65
4.	16	SALVETTI Yuri	2000	GC St.Gallen		0:50,87	5.	0:50,98	5.	1:41,85 + 0:17,74
5.	21	PONOCNY Matej	2002	SK Skivelo N.Olomouc		1:02,59	7.	0:55,23	6.	1:57,82 + 0:33,71


Diskvalifikovaní

Master


	20	LEBELHUBER Christoph	1989	GSZ Graz		DSQ				DSQ Brána č.56
--	----	----------------------	------	----------	---	-----	--	--	--	-----------------------

Neštartovali

Gentleman

	18	KREUZSALER Franz-Josef	1963	Wiener GSC 1901		DNS				DNS
--	----	------------------------	------	-----------------	---	-----	--	--	--	------------

Junior

	24	EBERLE Luca	2003	GBF München		DNS				DNS
--	----	-------------	------	-------------	---	-----	--	--	--	------------

Odstúpili

<i>Por.</i>	<i>Bib</i>	<i>Name</i>	<i>Year</i>	<i>Club</i>	<i>Nation</i>	<i>1. Run #</i>	<i>2. run #</i>	<i>Time</i>	<i>Gab</i>
Junior									
12	DURIS Matus	2005	Vision Ski Club Zilina		0:46,09		DNF		DNF
17	MYKULIAK Myroslav	2006	Ukrainian Deaf Sport Federation						DNF
Master									
15	ZECHMEISTER Michael	1987	Wiener GSC 1901						DNF

Počet štartujúcich: 25